



Royal Cayman Islands  
Police Service

# **RCIPS**

---

## **Annual Crime and Traffic Statistics Report**

**FULL REPORT  
2023**

## FOREWORD



As Commissioner of Police for the Royal Cayman Islands Police Service (RCIPS), I present the annual crime and traffic statistical report for 2023. Its main purpose is to provide our communities and the government of the Cayman Islands with factual and meaningful information to assist in determining priorities for public safety.

This comprehensive report not only sheds light on crime trends and patterns but also highlights the contemporary challenges faced by the RCIPS and our ongoing efforts to combat crime.

I believe this report plays a crucial role in fostering accountability and strengthening our relationship with the public. By providing annual crime and traffic statistics, we aim to deliver data and insights that play a role in helping to create safer communities where individuals can thrive in a secure environment conducive to economic, social, and political growth.

Crime trends are ever-evolving, influenced by factors such as population growth and rapid development. Of particular concern are crimes against vulnerable members of our community, which demand our attention and proactive measures.

In 2023, the RCIPS responded to 37,866 calls for service, indicating a high demand for policing services. This report highlights a 3.9% increase in the volume of reported crimes in 2023 compared to 2022, as well as a 14% increase in traffic incidents. It is crucial to acknowledge that the landscape of crime continues to evolve, with hidden demands for victim safeguarding and inter-agency support often overlooked. To address these challenges, we have prioritised ongoing crime prevention and intervention activities to counter the gradual upward trend in crime volume.

Given the unique characteristics of the Cayman Islands, including diverse demographics, geography, increased demand on infrastructure, and socio-economic factors, a tailored policing response is essential. Our three-year Strategic Plan for 2024 - 2026 builds upon four key goals, informing transformation decisions and resource planning to address current and future policing challenges effectively.

Despite legacy issues and external factors such as delays in the criminal justice system and economic conditions, the outlook for the RCIPS remains positive. We continue to adapt to a changing policing environment, supported by a skilled and dedicated workforce.

Looking ahead, this report serves as a guide for future assessment and planning. Together, we remain committed to ensuring that the RCIPS continues to fulfil our mission of making the Cayman Islands Safer by meeting the evolving needs of our communities and upholding our dedication to public safety.

## EXECUTIVE SUMMARY

- There were 37,866 incidents or Calls for Service in 2023, an increase of 2544 or 7%. In 2023 the five most common<sup>1</sup> types of incidents or calls for RCIPS service response were, Civil Dispute, Public/Environmental, MVA, Alarm and Person in Distress/Danger. Of these 13,721 incidents (or calls for service) five were recorded as crimes, highlighting the volume of non-crime and non-police related matters RCIPS responded to.
- Total Recorded Crime (TRC) accounts for 10% of all Incidents or Calls for Service. There have been 150 more crimes recorded in 2023 compared to 2022 equating to an increase of 3.9%. The increases are mainly attributed to acquisitive crimes, especially theft, specifically vehicle-related thefts. There are smaller increases in firearms-related crimes, sexual offences and in relation to violence against the person, however, levels of serious violence have reduced.
- There have been 41 crimes of Serious Violence in 2023 compared to 58 in 2022. Serious Violence has decreased by 29% or 17 crimes compared to 2022. In 2023 there were four murders and six attempted murders the same for both crime types as in 2022. Since October 2023 there has been an increase in serious violence culminating with December incurring more offences than any other month for the entirety of 2023 with eight. In 2023 there were eight firearm-enabled serious violence crimes including two of the four murders and all six attempted murders. There were 20 blade-enabled crimes in 2023. Around 15% of serious violence is linked to licensed premises in 2023, a reduction on 2022.
- There have been 399 Domestic Violence (DV)<sup>2</sup> crimes in 2023 compared to 377 in 2022. There has again been an increase in the number of recorded violent crimes involving domestic violence, specifically physical violence. There has been an increase in the number of Domestic Violence Referrals with 2,001 in 2023 compared to 1,740 in 2022. The main incident type is Civil Disputes with 912 (46%) a slight decrease proportionally on 2022. This is not a recorded crime type but will still be considered by the Family Support Unit for early intervention and prevention opportunities. There have been 1,799 Child Safeguarding referrals in 2023 compared to 1,431 in 2022. This is a continuation of the recent year-on-year increases for Child Safeguarding referrals.
- There have been 89 sexual crimes in 2023 compared to 80 in 2022. The number of Rape crimes increased by one in 2023 compared to 2022. There has been a decrease

---

<sup>1</sup> Excluding incidents created by officers such as traffic tickets, proactive stops or property lost/found reports from the top 5 but not the overall total.

<sup>2</sup> Physical domestic violence crimes.

in Attempted Rape, and Defilement of a Girl Under Twelve/Sixteen. While there were increases in Indecent Assault on Females (including Attempts) and Possession/Take/Make of an Indecent Image of a Child. In 2023, 17 of the 89 sexual crimes were domestic violence-related, while 35 of the 89 offences involved a youth. The youth-involved marker includes a young person as both the victim and/or offender.

- There have been 41 Firearms Crimes in 2023 compared to 37 in 2022. There have been increases in 2023 for the Possession of an Unlicensed Firearm, Discharge in a Public Place and Importation of an Unlicensed Firearm. There have been 56 Firearms Enabled Crimes in 2023 compared to 57 in 2022. These 56 crimes are where a firearm was seen or used in the commission of the offence. Over the course of 2023, the RCIPS recovered 23 firearms. These recoveries were mainly a result of proactive investigations or reactive investigations of recorded crimes.
- There have been 150 Drug Crimes in 2023 compared to 155 in 2022. There were reductions in most types of drug crimes related to ganja while there were increases in possession related to cocaine. Over the course of 2023, various drugs were seized by RCIPS in separate or joint investigations. Approximately 615lbs/279kgs of ganja and approximately 62lbs/28kgs of cocaine were recovered during operations.
- There have been 1,469 Acquisitive Crimes in 2023 compared to 1,222 in 2022. There has been an overall increase in acquisitive crime in nearly all crime types. There are smaller increases in burglary and robbery including attempts. The main increases are related to theft, specifically vehicle-related theft including theft from a vehicle with an increase of 144 (51%). Persons involved in these crimes are considered prolific priority offenders who have common themes relating to substance abuse, mental health or financial difficulties including homelessness, which impacts their behaviour on release from prison.

## **TRAFFIC**

In 2023 RCIPS recorded 10,716 traffic offences<sup>3</sup>, an increase of 1279 offences or 14% compared to 2022.

- In 2023 there were 4,654 offences recorded in relation to speeding<sup>4</sup>, compared to 3,063 in 2022, an increase of 1,591 or 52%. On average drivers were issued speeding tickets 17 miles per hour above the speed limit, the same as in 2022.
- In 2023 there were a total of 270 arrests in relation to DUI offences, an increase of 36 or 15% compared to 2022. Approximately 43% of all DUI offences in 2023 involved a driver that was at least double the drink-drive limit. While 27% of DUI offences the

---

<sup>3</sup> Traffic offences includes tickets issues and other related arrests/offences.

<sup>4</sup> Tickets for exceeding the maximum speed limit in zone and maximum speed limit in vehicle class.

driver was 3 times the drink-drive limit. Only around 9% were recorded as between the new limit of 0.7 and the old limit of 0.100.

- In 2023 officers attended 3,196 MVA's, an increase of 281 or 10% compared to 2022. On average there are 61 MVA's a week in the Cayman Islands, around five more per week than in 2022. There were nine fatal MVAs on the roads of the Cayman Islands in 2023, a decrease of five MVAs (which resulted in six fatalities) on the figures for 2022. Excess speed, careless driving, and mechanical failure were identified as contributory factors to the fatal MVAs in 2023. In 2023 24 persons suffered serious injury a reduction of eight compared to 2022 and 390 persons suffered slight injury as a result of an MVA an increase of 34. Overall 13% of all MVA's reported in 2023 involved an injury or a fatality.

**2023 – THE YEAR IN REVIEW – AT A GLANCE**


**37,866**  
Incidents  
Reported



**3,955**  
Crimes  
Recorded



**2,177**  
Arrests



**Over 80**  
Proactive  
Serious & Organised  
Investigations/Searches



**23**  
Recovered Firearms



**Over \$900,000**  
Worth of Seized/  
Recovered Drugs



**311**  
Digital & Cyber  
Related  
Investigations



**Over \$24m**  
Financial Crime  
Investigations or  
Assessments  
(Domestic & International)



**2001**  
Domestic Violence Referrals  
**1,799**  
Child Protection Referrals  
(Family Support Unit)



**1,469**  
Acquisitive  
Crimes



**770**  
Violence  
against the  
Person Crimes

**781**  
Public Order  
Crimes



**3,196**  
Motor Vehicle Accidents  
(MVA's)



**4654**  
Speeding Tickets



## TABLE OF CONTENTS

Foreword.....	2
Executive Summary .....	3
2023 – The Year in Review – At a Glance .....	6
Data Collection and Interpretation .....	8
Glossary of Terms .....	9
DEMOGRAPHICS OF THE CAYMAN ISLANDS.....	9
Calls for Service and Total Recorded Crime.....	10
Incidents or Calls for Service.....	10
Total Recorded Crime .....	10
Crime Statistical Analysis.....	12
Violence against the Person.....	12
Serious Violence.....	12
<b>Domestic-Related Violence</b> .....	13
<b>Alcohol or Drugs Related Violence</b> .....	13
Sexual Offences .....	13
Firearms.....	14
Firearms Crime .....	14
Firearms Enabled Crime .....	14
Firearms Recovered .....	15
Drugs.....	15
Drugs Seizures .....	15
Acquisitive Crime (Property Crime) .....	16
Burglary.....	16
Robbery .....	16
Public Order .....	17
Other Crime.....	17
Vulnerable Persons.....	18
Domestic Violence Referrals .....	18
Child Safeguarding Referrals .....	18
Serious and Organised Criminality .....	19
Serious and Organised Crime .....	19
Financial Crime.....	19

Domestic Financial Crime – CID.....	19
International Financial Crime - CIBFI.....	20
Digital Forensics and Cybercrime.....	21
Roads Policing.....	22
Speeding.....	23
Driving under the Influence of Alcohol.....	23
Total Recorded Crime Table.....	25
Crimes by Category and District.....	28

## DATA COLLECTION AND INTERPRETATION

The vision of RCIPS in relation to data is to have the best possible crime recording system in the region, one that is consistently applied to allow for the delivery of accurate statistics that the public can trust, putting the needs of the victim at its core and consistency in application across all incidents and crimes.<sup>5</sup>

All crime and traffic data/statistics are taken from the RCIPS Records Management System and should be interpreted with the following considerations:

- A crime is defined as an illegal/reckless act or activity for which a person can be punished by law. While an incident is any single event which is reported/recorded by RCIPS. Not all incidents are crimes.
- Statistical data in this document pertaining to crime data is based on substantiated primary crimes only<sup>6</sup>, if there is insufficient evidence to confirm a crime occurred it remains an incident.
- Total Recorded Crime has been grouped into appropriate categories based on the type of crimes, the key categories are Violence against the Person, Sexual Offences, Drug Crime, Firearms Crime, Acquisitive Crime, Public Order and Other Crime.

For the purpose of this report, the years mentioned 2022 and 2023 are for incidents and recorded crime. **The data for 2022 has been refreshed in February 2023.** This is to give a more accurate picture of crime, for example from 2022 some investigations would have been ongoing, therefore there are slight changes to the overall numbers for crimes in this report compared to 2022 RCIPS Annual Crime and Traffic Statistical Report.

In 2022 there were 71 COVID-19-related offences recorded, they have been excluded from this report for overall comparison, however are mentioned in the TRC section and table (Appendix).

---

<sup>5</sup> In line with UK Home Office Counting Rules principles.

<sup>6</sup> Only primary crime/offences are included cumulative statistical data as per UK Home Office Counting Rules. The primary offence recorded is always the more serious under the law, any secondary offence is not included in cumulative statistics.

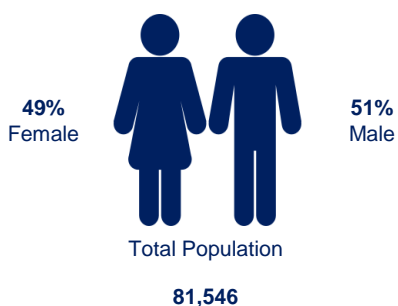


## Glossary of Terms

OTHER (location) is all incidents/crimes with no specific district location, this may be for various reasons for example because the incidents were at sea, it is an internet-based incident, or the address cannot be confirmed based on the location provided.

## DEMOGRAPHICS OF THE CAYMAN ISLANDS

All data 2022 (CIG ESO), tourist visitor numbers Visit Cayman Islands – Jan-Sept 2023 and RCIPS Staff April 2024.

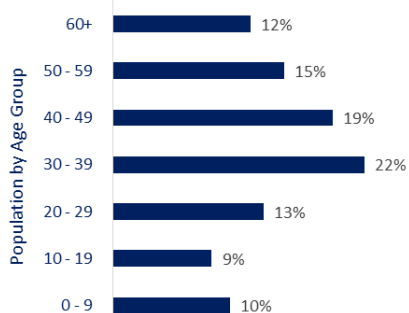


### Population by Status

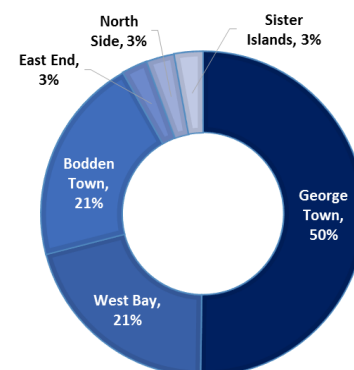
**47%**  
Caymanian

**53%**  
Non-Caymanian

### Population by Age Group



### Population by District



Households  
**32,820** Grand Cayman  
1,313 Sister Islands



Banks and  
Trusts  
**208**



**50,969**  
Vehicles Inspected (Passed &  
Imported)



**930,621**  
Visitors by Sea



**323,028**  
Visitors by Air/ Stay  
Over

## CALLS FOR SERVICE AND TOTAL RECORDED CRIME

### Incidents or Calls for Service

Incidents or Calls for Service are recorded by RCIPS. An Incident can be any occurrence in a single event, this includes unconfirmed crimes, suspicious activity, medical emergencies, search and rescue, alarm calls and others. These incidents can be recorded from the public calling 911, non-emergency calls to police stations, in-person reports by the public to officers or at police stations and officer-initiated reporting during their tour of duty.

The table below shows all Incidents/Calls for Service for 2023 v 2022 by District:

District	Grand Cayman					Sister Islands		Other	Cayman Islands
	BT	EE	GT	NS	WB	CB	LC		
2023	6598	1006	19871	1217	5822	1061	88	2203	37866
2022	5377	1135	19114	1092	5186	1065	39	2314	35322
Yearly Variance	1221	-129	757	125	636	-4	49	-111	2544

In 2023 the five most common<sup>7</sup> types of incidents or calls for service RCIPS service response were, Civil Dispute, Public/Environmental, MVA, Alarm and Person in Distress/Danger they make up 36%. Early intervention and prevention are important for RCIPS to prevent crime however, these incidents or calls for service highlight the number of non-crime and non-police related matters RCIPS respond to. Of these 13,721 incidents or calls for service only five were classified as police related and recorded as crimes.

### Total Recorded Crime

The table below shows Total Recorded Crime for 2023 v 2022 by District (Total Recorded Crime is any confirmed crime on the RCIPS Records Management System) excluding COVID-19 related from 2022:

District	Grand Cayman					Sister Islands		Other	Cayman Islands
	BT	EE	GT	NS	WB	CB	LC		
2023	681	131	1978	138	804	147	3	73	3955
2022	683	127	1874	133	754	147	3	84	3805
Yearly Variance	-2	4	104	5	50	0	0	-11	150

<sup>7</sup> Excluding incidents created by officers such as traffic tickets, proactive stops or property lost/found reports from the top 5 but not the overall total.



Total Recorded Crime (TRC) accounts for 10% of all Incidents or Calls for Service. There have been 150 more crimes recorded in 2023 compared to 2022 equating to an increase of 3.9%. In context, there have been 49 crimes recorded per 1,000 population in 2023. When compared to 2022 there were 47 crimes recorded per 1,000 population<sup>8</sup>. If Covid-19 related offences are included in total recorded crime there was an increase in 2023 compared to 2022 of 79 (2%).

An overview of the key themes<sup>9</sup> within crime in 2023 found:

- 6% (252) of TRC was confirmed or suspected as alcohol-related<sup>10</sup>, similar to 2022 with 7% (250). While 5% (193) of TRC was confirmed or suspected as drugs related<sup>11</sup> in 2023.
- 4% (154) of TRC was confirmed as a cyber-enabled crime, most of these 42% (65) were the use of an ICT service to defraud, abuse, annoy, threaten or harass. 22% (34) were linked to acquisitive crime and 26% (40) crimes were linked to Public Order offences such as harassment, alarm or distress.
- 4% (171) of TRC was confirmed as being youth involved<sup>12</sup>, this can be both as the offender or the victim. 35% (61) of all youth involved in a crime was violence against the person a reduction on 2022, followed by sexual offences with 20% (35) again a reduction on 2022. All Other Offences mainly linked to Cruelty to a Child 12% (21) and Public Order offences 12% (20) are the other main crime types in 2023.
- In 2023 there were 97 recorded crimes that involved the use of a firearm or ammunition, compared to 94 in 2022. Excluding the 41 firearms-specific crimes, 56 crimes were recorded as enabled by firearms. This is compared to 37 firearm-specific crimes and 57 firearm-enabled crimes in 2022. The firearm-enabled crimes are acquisitive crimes, mainly robbery (32), then serious violence against the person (8) as well as public order, drugs, a sexual offence and criminal damage. The number of firearms crimes has increased on 2022, whereas firearm-enabled crime remains at a similar level.
- 7% (277) of TRC involved a bladed weapon<sup>13</sup> compared to 2022 - an increase of 1% (62). Of these blade-enabled crimes 49% (137) were public order, an increase on 2022 and 24% (67) were violence against the person - this includes 20 crimes of serious violence<sup>14</sup>. While overall violence-related offences increased, serious violence-related offences decreased compared to 2022.
- There were 18 crimes in 2023 that involved a tourist(s). Acquisitive crime was the highest with seven crimes, mainly theft. The next highest was violence against the person with six crimes, all were lower level Assault ABH or Common Assault. Of these, two were domestic violence related and three involved alcohol, and no violent crimes involved weapons.

<sup>8</sup> Based on 2022 population figure from ESO - CIG.

<sup>9</sup> Using Markers: alcohol, drugs, youth, tourist, cyber enabled, firearms enabled and blade enabled as well as domestic violence and gang related.

<sup>10</sup> Where a marker is unknown it has not been possible to confirm if something was or was not involved – mainly in relation to alcohol and drugs.

<sup>11</sup> Where a marker is unknown it has not been possible to confirm if something was or was not involved – mainly in relation to alcohol and drugs.

<sup>12</sup> Youth involved is classified as any victim, offender or suspect who is under 18 years old at the time of offence.

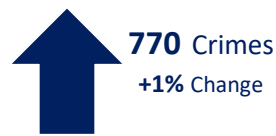
<sup>13</sup> Bladed weapon includes knives, machetes, screwdrivers and other sharp instruments.

<sup>14</sup> Serious violence is GBH (Grievous Bodily Harm) to Murder.

## CRIME STATISTICAL ANALYSIS

This section provides an overview of the analysis for key crime categories. A full breakdown of crime by district and offence can be found in the appendix at the end of this document.

### Violence against the Person<sup>15</sup>



There have been 770 violent crimes in 2023 compared to 762 in 2022. In 2023 95% of all Violence against the Person were offences of less serious violence – Assault ABH and Common Assault. In context, there were nine crimes of Violence against the Person per 1,000 population in 2023, the same as in 2022<sup>16</sup>.

The key geographic location is the George Town District for the number of crimes, with a small increase compared to the previous year. There were increases in North Side and West Bay and decreases in Bodden Town, East End and Cayman Brac. Analysis shows just over 1% involved a firearm, 9% a bladed weapon while alcohol/drugs were involved or suspected in 18% while 7% occurred at licensed premises. Compared to 2022 there has been no significant proportional change in crimes involving weapons or alcohol and drugs.

### Serious Violence<sup>17</sup>



There have been 41 crimes of Serious Violence in 2023 compared to 58 in 2022. Serious Violence has decreased by 29% or by 17 crimes compared to 2022. In 2023 there were four murders and six attempted murders - the same for both crime types as in 2022. Since October 2023 there has been an increase in serious violence culminating with December incurring more offences than any other month for the entirety of 2023 with eight. In 2023 there were eight firearm-enabled serious violence crimes including two of the four murders and all six attempted murders. Five of these eight offences occurred in the later months of the year, October (1), November (1) and December (3). There were 20 blade-enabled crimes in 2023 compared to 36 in 2022. Around 15% of serious violence is linked to licensed premises in 2023 a reduction on 2022. There are nine serious violence crimes which involved or were suspected to involve alcohol/drugs. While five serious violence crimes were domestic-related.

---

<sup>15</sup> The crime types within the category of Violence against the Person are as follows: Murder, Attempted Murder, Manslaughter, Assault GBH (Grievous Bodily Harm), Wounding, Assault ABH (Actual Bodily Harm), Assault Police and Common Assault.

<sup>16</sup> Based on 2022 population figure.

<sup>17</sup> Serious Violence as part of Violence against the Person is a sub-category of Murder, Attempted Murder, Manslaughter, Assault GBH (Grievous Bodily Harm) and Wounding.

## Domestic Related Violence



**399** Crimes  
**+6%** Change

There have been 399 Domestic Violence (DV)<sup>18</sup> crimes in 2023 compared to 377 in 2022. There has again been an increase in the number of recorded violent crimes involving domestic violence, specifically physical violence. In 2023, 52% of violent offences involved an element of domestic violence, this is also an increase proportionally compared to 49% in 2022. In 2023, 12% of serious violence involved an element of domestic violence, this is compared to 28% in 2022. This indicates the majority of offences involving domestic violence are related to Common Assault and Assault ABH and that the proportion of serious violence which is domestic violence related has decreased while overall numbers have increased.

The proactive work of the Family Support Unit and Multi-Agency Safeguarding Hub (M.A.S.H) to focus on high risk victims and offenders and the continued referral process for early intervention are likely to have impacted the levels of domestic violence. An overview in relation to all domestic violence referrals is covered in the Vulnerable Persons section of this document<sup>19</sup>.

## Alcohol or Drugs Related Violence

During 2023 there were 53 Violence Against the Person crimes recorded at licenced premises<sup>20</sup> this is compared to 62 in 2022. Crimes at licensed premises in 2023 account for around 7% of all Violence Against the Person crimes, of which six were serious violent crimes. The reductions are likely partly due to proactive patrols and static patrols on key days and times at night-time economy locations in Grand Cayman and the activity of the Licensing Board.

16% (120) of all crimes of violence in 2023 involved or potentially involved alcohol. In contrast 2% of violence against the person crimes involved or potentially involved drugs.

## Sexual Offences<sup>21</sup>



**89** Crimes  
**+11%** Change

There have been 89 sexual crimes in 2023 compared to 80 in 2022. The number of Rape crimes increased by one crime in 2023 compared to 2022. There has been a decrease in Attempted Rape, and Defilement of a Girl Under Twelve/Sixteen. While there were increases

---

<sup>18</sup> Physical domestic violence crimes.

<sup>19</sup> Page 17

<sup>20</sup> Licence Premise includes, bar, nightclub, restaurants, liquor stores as well as the associated parking lots.

<sup>21</sup> Sexual offences includes Rape, Attempted Rape, Defilement of a Girl U12/U16, Indecent Assault, Grooming, Indecent Exposure and Possession of Indecent Photograph of a Child.

in Indecent Assault on Females (including Attempts) and Possession/Take/Make of an Indecent Image of a Child.

In 2023, 17 of the 89 sexual crimes were domestic violence-related, while 35 of the 89 offences involved a youth. The youth-involved marker includes a young person as both the victim and/or offender. Throughout 2023, the average reported number of sexual crimes was 1.7 crimes per week. There was little change compared to 2022. Increased reporting and awareness of sexual offences allow for a better understanding of sexual crimes. The continued reporting allows for improved prevention and deterrence opportunities, as well as to catch and convict offenders and support victims.

## Firearms

### Firearms Crime<sup>22</sup>



Firearms crime is specific to the primary offence such as possession of, or importation of a firearm. They are not necessarily crimes which have a firearm involved in the commission of that offence. This is covered in the firearms-enabled crime section.

There have been 41 Firearms Crimes in 2023 compared to 37 in 2022. There have been increases in 2023 for the possession of an unlicensed firearm, discharge in a public place and importation of an unlicensed firearm. The recording of firearms crime is often driven by proactive policing and investigations targeting organised crime, therefore increases in firearms crime which result in the possession/seizure of a firearm or ammunition is a positive outcome for the Cayman Islands.

### Firearms Enabled Crime



There have been 56 Firearms Enabled Crimes in 2023 compared to 57 in 2022. These 56 crimes are when a firearm was seen or used in the commission of the offence. The crimes where a firearm was involved include Murder which resulted in two fatalities, Attempted Murder, Robbery, Aggravated Burglary, Rape, Drugs offences and

Public Order. These crimes are in addition to the 41 which were specific firearms crimes<sup>23</sup>. There was a total of 97 firearms crimes or firearms-related crimes in 2023.

<sup>22</sup> The crime types within the category of Firearms are Discharge Firearm in Public, Import an Unlicensed Firearm, Possession of Ammunition, and Possession to Commit Offence, Possession of Imitation, Possession of Unlicensed or Unlawful Use.

<sup>23</sup> The crime types within the category of Firearms are Discharge Firearm in Public, Import an Unlicensed Firearm, Possession of Ammunition, and Possession to Commit Offence, Possession of Imitation, Possession of Unlicensed or Unlawful Use.

## Firearms Recovered

Over the course of 2023, the RCIPS recovered 23 firearms. These recoveries were mainly a result of proactive investigations or a reactive investigation of a recorded crime. Of the 23 firearms recovered they include: 18 handguns, three Rifle/Other Guns and two shotguns. These figures include firearms seized by CBC. Multiple rounds of ammunition of varying calibre were also recovered or seized by police in 2023.

## Drugs<sup>24</sup>



There have been 150 Drug Crimes in 2023 compared to 155 in 2022. There were reductions in most types of drug crime related to ganja while there were increases in possession of drugs related to cocaine. Drug crimes tend to be a result of proactive or targeted investigations particularly to supply or importation-related crimes or due to police interactions with persons for non-drug-related reasons.

## Drugs Seizures

Over the course of 2023, various drugs were seized by RCIPS in separate or joint investigations in the Cayman Islands:

- Approximately 615 lbs/279kgs of ganja, with a conservative estimated street value of just over CI\$ 490,000. There were two occasions where between 200 and 300 lbs were seized.
- Approximately 62 lbs/28kgs of cocaine were recovered during operations. A conservative street value of the cocaine is just over CI\$425,000. Between a further 154-168lbs/70-76kgs believed to be cocaine were recovered from the beach/water as wash up across all three islands.
- Other drugs recovered included smaller qualities or Ecstasy, MDMA, Methamphetamine and Psilocin (Mushrooms).

During 2023 RCIPS continued to work on various proactive investigations in collaboration with regional partners, which were carried out to prevent drugs reaching the Cayman Islands from elsewhere.

---

<sup>24</sup> The crime types within the category of Drugs are Consumption, Cultivations, Importation, Possession, Possession of Utensils, Supply and Failure to Provide (a specimen).

## Acquisitive Crime (Property Crime)<sup>25</sup>



**1469** Crimes  
+20% Change

There have been 1,469 Acquisitive Crimes in 2023 compared to 1,222 in 2022. There has been an overall increase in acquisitive crime across nearly all crime types. There are smaller increases in burglary and robbery including attempts. The main increases are related to theft, specifically vehicle-related theft with an increase of 144 (51%).

General theft increased by 49 (11%) while deception-related theft increased by 48 (76%) this is however in part due to one specific rental scam. There were reductions in shoplifting-related theft by -12 (-24%).

In relation to Acquisitive Crime, specifically theft from motor vehicle and burglary, there have been a small number of key prolific offenders who carry out a significant proportion of these crimes, often targeting multiple vehicles or properties in an area in a short period of time. This impacts the community and the overall Acquisitive Crime numbers. These persons are considered prolific priority offenders who have common themes relating to substance abuse, mental health or financial difficulties including homelessness, which impacts their behaviour on release from prison. Community policing and offender management approaches are used to deter reoffending however, when these offenders are found to have committed crimes the intervention and prevention approach is quickly changed to apprehend and convict to protect the community.

## Burglary



**184** Crimes  
+7% Change

There have been 184 burglaries in 2023 compared to 172 in 2022. There were decreases only in attempted burglary with one less in 2023 compared to 2022. Of the 184 burglaries, 106 (57%) occurred at residential locations<sup>26</sup>. In context, there were 2 burglary crimes per 1,000 population in 2023 and the same in 2022<sup>27</sup>. Around 12% of

crimes occurred at retail locations such as shops, bars and restaurants.

## Robbery



**57** Crimes  
+16% Change

In 2023 there were 57 robberies recorded as crimes including 11 attempts, compared to 49 robberies in 2022 including five attempts. In 2023, 32 of the robbery offences were firearm enabled. There are ongoing issues of groups of offenders targeting commercial/retail premises and suspected illegal gambling

locations. In the majority of crimes, no firearms were discharged and no persons were

<sup>25</sup> The crime types within the category of Acquisitive Crime (Property Crime) are Burglary, Attempt Burglary, Robbery, Attempt Robbery, Criminal Trespass and Theft.

<sup>26</sup> Residential locations includes occupied, vacation, unoccupied and properties under renovation.

<sup>27</sup> Based on 2022 population figure.



seriously injured. However, overall it is likely that firearms used in the commission of robberies in 2023 were genuine. In response, there were reactive and proactive policing measures put in place and the arrest of key suspects. There were 27 arrests of 26 persons in 2023 for robbery offences. One person is linked to two offences.

The proliferation of firearms used in robberies during 2023 and associated risk to members of the public and law enforcement is a key concern and an ongoing priority for RCIPS.

## Public Order<sup>28</sup>



**781** Crimes  
-5% Change

There have been 781 Public Order Crimes in 2023 compared to 822 in 2022. Of the 781 Public Order Crimes recorded, 270 (35%) were domestic-related an increase on 2022 which was 246 (30%). In 2023 402 (51%) occurred at a residential location and 46 (6%)

occurred at licensed premises, compared to 2022, where 441 (54%) occurred at a residential location and 63 (8%) occurred at licensed premises.

In context, there were 10 Public Order Crimes per 1,000 population in 2023 compared to 10 per 1,000 population in 2022<sup>29</sup>. A breakdown of Public Order Crime types for 2023 compared to 2022 shows an overall decrease in crimes such as Threat to Cause Serious Harm, Disorderly Conduct at Licensed Premises and Intentional Harassment while there were increases in crimes such as Threat To Kill and Resisting Arrest.

## Other Crime



**655** Crimes  
-10% Change

Other Crimes are all crimes not otherwise included in the key crime categories. There are around 70 different crime types in Other Crime, including crimes of Criminal Damage, Arson, Information and Communications Technology (ICT) Offences, Money Laundering,

Illegal Gambling as well as Weapons - Other than Firearms.

There were 655 Other Crimes in 2023 compared to 727 in 2022. In 2023 there were 323 (49%) Property Damage or Arson related crimes, this is a slight decrease on 2022 with 337 (46%) crimes. There was decrease in ICT Crimes of 48 in 2023 compared to 2022 and an increase of nine crimes of arson in 2023 compared to 2022. There were increases in crimes related to Smuggling (Drugs/Other Contraband) as well as Reckless or Negligent Acts, and marine-related crimes, Exceeding 5 Knots Within 200 Yards from the Shoreline. While there were decreases in Uttering Forged Bank Notes and Child Neglect or Cruelty related crimes.

<sup>28</sup> The crime types within the category of Public order include Affray, Threats or Causing Harassment Alarm or Distress. Disorderly Conduct and other Disorderly Behaviour, Insulting the Modesty of a Woman and Threats to Kill.

<sup>29</sup> Based on 2022 population figure.

## VULNERABLE PERSONS

The RCIPS Protective Services incorporates the police arm of the Multi-Agency Safeguarding Hub (MASH), the Child Safeguarding Investigation Unit (CSIU), 1st response intake and the Domestic Violence Unit (DVU).

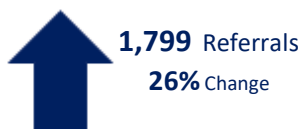
### Domestic Violence Referrals<sup>30</sup>



A Domestic Violence Referral can come from a variety of sources including RCIPS. There has been an increase in the number of Domestic Violence Referrals with 2,001 in 2023 compared to 1,740 in 2022. The main incident type is Civil Disputes with 912 (46%) a slight decrease proportionally on 2022, this is not a recorded crime type but will still be considered by FSU for early intervention and prevention opportunities.

Of the 2,001 Referrals/Incidents, 884 (44%) became crimes. The most common type of crime related to domestic violence referrals is common assault, with 268, an increase compared to 2022 with 243 crimes. The next most common crime was Causing Fear or Provocation of Violence with 138 an increase on 2022 with 111 crimes. The most serious violent crime was Assault GBH with six crimes. However, not all of these referrals are recorded as crimes or as violence against the person crimes upon investigation. The majority of the other recorded referrals are all Public Order crimes, Property Damage or ICT-related crimes.

### Child Safeguarding Referrals<sup>31</sup>



A Child Safeguarding referral can come from a variety of sources including RCIPS, and similar to domestic violence the referrals can span multiple crime or incident types, many may not be criminal, however, they are still investigated for child safeguarding and welfare concerns.

There have been 1,799 Child Safeguarding referrals in 2023 compared to 1,431 in 2022. This significant increase is a continuation of the recent year-on-year increases. Of the 1,799 referrals, 55% of the children are female and 45% male, similar to 2022 with 53% female and 47% male. The main categories for referrals are Emotional at 38%, Juvenile Behaviour Issues at 19%, Sexual at 16%, Physical at 13% and Neglect at 12%.

<sup>30</sup> Family Support Unit Data, referrals are incidents and not all are recorded as crimes.

<sup>31</sup> Family Support Unit Data.

## **SERIOUS AND ORGANISED CRIMINALITY**

### **Serious and Organised Crime**

RCIPS is committed to proactively pursuing Organised Criminal Groups or Networks to dismantle and disrupt those responsible for the importation of drugs and firearms and other organised criminality.

There were a large number of proactive and reactive investigations carried out in 2023, where the types of crime include importation of drugs or firearms, threats to the economic wellbeing of the islands through illegal gambling and illegal immigration, those concerned in burglary or robbery and the commission of firearms-enabled violent crimes. Where relevant, RCIPS works with partner agencies to assist in these investigations both nationally and internationally. During 2023 large quantities of drugs and various firearms were seized as part of often long-term or complex investigations.

As part of these proactive investigations monies over CI\$ 8,500 and over US\$ 8,000 were seized during the course of investigations. There were over 84 warrants/searches relating to drugs, firearms and gambling with over 60 persons arrested as part of proactive investigations. There were 55 persons arrested in relation to offences of robbery, importation of ganja, importation of cocaine, possession of firearms, possession of ganja and cocaine with intent to supply, illegal landing, attempted murder, and illicit smuggling.

During 2023, there was a series of reported commercial robberies in the Cayman Islands. As a result, several intelligence-led operations to disrupt/interdict those involved in organised armed robbery were carried out. Many of those robberies involved the use of firearms at commercial premises which meant significant resources were engaged in robbery investigations for most of the year.

RCIPS and officers investigating serious and organised crimes will continue to target those involved or suspected to be involved in firearm-enabled crimes throughout 2024, share intelligence with all branches of the service to ensure all officers are aware of those who would commit this crime and deal robustly with those identified. This together with targeted pro-active patrolling should ensure that we see a positive impact on the level of armed robberies in 2024.

### **Financial Crime<sup>32</sup>**

#### **Domestic Financial Crime – CID**

The Criminal Investigations Division (CID) - Financial Crimes Investigation Unit (FCIU) aims to effectively and robustly investigate financial crime in order that the Cayman Islands can be

---

<sup>32</sup> Data from FCIU and CIBFI.

considered internationally as a safe and ethical place in which to invest or undertake financial business. The FCIU is responsible for proactive and reactive domestic investigations.

In 2023 the Financial Crimes Investigation Unit dealt with 106 incidents and 50 active crimes. The unit also supported 6 serious and organised crime investigations relating to drug offences. The most common crimes were Obtaining Property by Deception and Forgery of Documents.

The value of funds reported and the amounts recovered include:

- CI\$ 952,537 and US\$ 1,162,949
- Two Restraint Orders, with a combined total value of KYD\$ 224,703

FCIU investigations are often protracted and complex. The unit has a total of 152 ongoing active investigations, which include 15 active parallel financial investigations supporting other investigations. A total of 51 investigations have been formally closed during the course of the year. There were 58 cases with the Office of the Director of Public Prosecutions, charges were laid in 48, and nine cases before the court in 2023. These crimes will not all have occurred in 2023.

#### International Financial Crime - CIBFI

The RCIPS in 2020 established the Cayman Islands Bureau of Financial Investigations (CIBFI), as a dedicated unit to investigate complex, cross-border money laundering, counter-terrorist financing and proliferation financing cases.

During 2023 the Cayman Islands Bureau of Financial Investigations commenced 14 new investigations both criminal and civil, with five cases submitted to the Office of the Director of Public Prosecutions. Crime types included Fraud, Drugs, Sanctions, Theft, Gambling and Insider Trading.

CIBFI carried out 214 assessments of disclosures made to CIBFI by the Financial Reporting Authority (FRA), an increase in the number of 62 disclosures or 41% received from 2022. Of those disclosures received, 25 were referred to the FCIU for assessment, a total of 193 of the disclosures received did not meet the criteria for investigation. Additionally, CIBFI assessed 39 crimes via the RCIPS Tip Line or other sources and 143 letters of request for information across a range of different domestic institutions and entities. In addition, applications were made in the Grand Court for 55 investigative orders.

There were also 24 informal Law Enforcement Agencies (LEA) enquiries for assistance or advice. In addition, there were six beneficial ownership requests from the UK National Crime Agency under the Exchange of Notes (EON) regime. These requests were mainly in relation to Russian financial sanctions. There were 38 informal outgoing LEA to LEA enquiries from CIBFI. In 2023 there were 32 formal Mutual Legal Assistance Treaty (MLAT) requests received via the Central Authority and 18 outgoing formal Mutual Legal Assistance Treaty (MLAT) requests from CIBFI.

By the end of 2023, the Cayman Islands Bureau of Financial Investigations had 23 active investigations which include 12 foreign and 11 domestic predicates.

During 2023 CIBFI investigations and assistance provided have resulted in agreements being made for the recovery of over USD 28,250,000 in the Cayman Islands as well as four other jurisdictions. This is mainly as virtual assets/cryptocurrency or gold. In addition, a Property Freezing Order (PFO) was granted to preserve criminal proceeds (virtual assets/cryptocurrency) with the approximate value of USD 704,000 and CIBFI has continued to restrain funds in the amount of approx. USD 904,000 as part of an ongoing investigation.

### **Digital Forensics and Cybercrime<sup>33</sup>**

The Cyber Crime and Digital Forensic Unit continues with its mission to effectively and robustly investigate crime through the use of cyber investigations and digital forensics.

In 2023 the Digital Forensic Hub was involved in multiple operations and investigations:

- Carried out 247 digital forensic investigations in 2023 compared to 212 in 2022.
- Examined 604 devices compared to 527 in 2022.
- Led or assisted in 64 cyber-dependent investigations compared to 86 in 2022. While there has been a decrease in the number of cyber-related investigations there has been a simultaneous increase in the complexity of these cases.

It should be noted that not all Cyber or Cyber-enabled/dependent crimes will be referred to the Cyber Crime and Digital Forensic Unit, however of the work carried out, the key themes were Computer Misuse Law (54%), Misuse use of ICT systems (24), Fraud (17%) and Other offences (5%).

In relation to digital forensics the key themes of the associated crimes are sexual offences (18%), drugs (16%), acquisitive crime (15%), serious violence against the person (15%), firearms (15%), computer crime (ICT etc.) (9%), violence against the person (4%) and other (8%).

---

<sup>33</sup> Data from Cyber Crime and Digital Forensic Unit

## ROADS POLICING

### Traffic Offences 2023 vs 2022 by District

District	Grand Cayman					Sister Islands		Cayman Islands
	BT	EE	GT	NS	WB	CB	LC	
2023	2701	275	5648	442	1404	245	1	10716
2022	1608	391	5436	456	1370	176	0	9437
Yearly Variance	1093	-116	212	-14	34	69	1	1279

In 2023 RCIPS recorded 10,716 traffic offences<sup>34</sup>, an increase of 1279 offences or 14% compared to 2022.

### 2023 Offences by Type and District

	Grand Cayman					Sister Islands		Cayman Islands
	BT	EE	GT	NS	WB	CB	LC	
Speeding- Exceeds Maximum Speed Limit in Zone	1398	148	2086	275	556	181	0	4644
Using/Keeping on A Road a Veh. Required To Be Licensed	731	83	1524	93	259	8	0	2698
Using A Disapproved Piece of Equipment (Tint)	41	0	454	1	98	10	0	604
Using A Vehicle with Expired Registration	90	5	286	6	39	11	0	437
Failing to Comply with Traffic Signs/Signal	60	2	201	11	150	0	0	424
Using A Mobile Phone While Operating A Vehicle	69	3	247	1	69	2	0	391
Driving/In charge of a MV Under the Influence of Alcohol/Drugs	39	5	154	5	58	8	1	270
Driving Without Insurance	27	3	51	3	27	6	0	117
Parking or Loading A Vehicle Where There Is A Yellow Line On	34	2	65	0	4	0	0	105
Driving Without Wearing A Seat Belt	43	5	28	8	13	6	0	103
All Other Tickets	169	19	552	39	131	13	0	923

<sup>34</sup> Traffic offences includes tickets issues and other related arrests/offences.

## Speeding



**4,654** Tickets  
**+52%** Change

In 2023 there were 4,654 offences recorded in relation to speeding<sup>35</sup>, compared to 3,063 in 2022 - an increase of 1,591 or 52%. In total, there were 47 speeding offences recorded where the speed was between 70 mph and 79mph. There was one offence over 80mph, a reduction of six compared to 2022. The main locations for speeding over 70mph were Esterley Tibbetts Hwy, GT, Linford Pierson Hwy, GT, Hurley Merren Blvd, GT and Rex Crighton Blvd/Chime St, BT. On average speeds were 17mph above the limit across all speed zones, the highest was the 40mph zone in which speeds were on average 22mph over the limit.

The primary hotspot roads for speeding on Grand Cayman remain the key arterial routes on the island, Esterley Tibbetts Hwy, West Bay Rd, Bodden Town Rd, Bougainvillea Wy, Shamrock Rod, Linford Pierson Hwy and Fairbanks Rd. As might be expected there are significant groupings of offences at locations on these roads where vehicles can achieve the greatest speeds, or proactive roads policing enforcement operations are taking place. The hotspot roads for speeding offences on the Sister Islands are Cotton Tree Bay Rd, Gerrard Smith Ave, Dennis Foster Rd and Ashton Reid Dr on Cayman Brac. There were no speeding tickets issued on Little Cayman in 2023.

## Driving under the Influence of Alcohol



**270** Arrests  
**+15%** Change

In 2023 there were a total of 270 arrests in relation to DUI offences, an increase of 36 or 15% compared to 2022. Approximately 43% of all DUI offences in 2023 involved a driver that was at least double the drink-drive limit. While 27% of DUI offences the driver was three times the drink-drive limit. Only around 9% were recorded as between the new limit of 0.7 and the old limit of 0.100. The primary hotspot areas for offences of DUI in 2023 are West Bay Rd mainly in GT and then WB, Shamrock Rd mainly in GT and then BT, Esterley Tibbetts Hwy mainly in GT and then WB, Yacht Dr in WB and Bodden Town Rd in BT.

## Motor Vehicle Accident (MVA)



**3,196** MVA's  
**+11%** Change

In 2023 officers attended 3,196 MVAs, an increase of 281 or 10% compared to 2022, this is similar to the levels of increase between 2022 compared to 2021. On average there are 61 MVA's a week in the Cayman Islands, around five more per week than in 2022. There were nine fatal MVAs on the roads of the Cayman Islands in 2023, a decrease of five MVAs, resulting in six fatalities, in 2022. These fatalities were located in George

<sup>35</sup> Tickets for exceeding the maximum speed limit in zone and maximum speed limit in vehicle class.

Town (4), Bodden Town (2), Cayman Brac (2) and North Side (1). Excess speed, careless driving, and mechanical failure were identified as contributory factors to the fatal MVAs in 2023. In 2023 24 persons suffered serious injury, a reduction of eight compared to 2022, and 390 persons suffered slight injury as a result of an MVA - an increase of 34. Overall 13% of all MVA's reported in 2023 involved an injury or a fatality.



## TOTAL RECORDED CRIME TABLE

The table below gives an overview of all key crime categories which are detailed in sections of this report, it includes a comparison 2023 to 2022:

Crime Category	2023	2023 % of TRC	2022	Yearly Variance	Yearly % Variance
Total Recorded Crime	3955	100%	3805	150	3.9%
Total Recorded Crime incl. Covid-19	3955	100%	3876	79	2.0%
Crime Category	2023	2023 % of TRC	2022	Yearly Variance	Yearly % Variance
Murder	4	0.5%	4	0	0%
Attempt Murder	6	0.8%	6	0	0%
Assault GBH (Inflicting)	17	2.2%	23	-6	-26%
Assault GBH (Causing)	6	0.8%	12	-6	-50%
Wounding	8	1.0%	13	-5	-38%
Assault ABH	298	38.7%	279	19	7%
Assaulting Police/Customs Officer	2	0.3%	3	-1	-33%
Common Assault	429	55.7%	422	7	2%
Violence against the Person (VatP) Total	770	19%	762	8	1%
Crime Category	2023	2023 % of TRC	2022	Yearly Variance	Yearly % Variance
Rape	20	22.5%	19	1	5%
Attempted Rape	0	0.0%	3	-3	-100%
Defilement of a Girl Under Twelve/Sixteen	8	9.0%	10	-2	-20%
Grooming	8	9.0%	9	-1	-11%
Gross Indecency	1	1.1%	1	0	0%
Indecent Assault on Boy/Male	2	2.2%	0	2	N/A
Indecent Assault on Female (incl. Attempt)	35	39.3%	23	12	52%
Indecent Exposure	10	11.2%	14	-4	-29%
Possession/Take/Make of an Indecent Image of A Child	5	5.6%	1	4	400%
Sexual Offences Total	89	2.3%	80	9	11%

Crime Category	2023	2023 % of TRC	2022	Yearly Variance	Yearly % Variance
Bullet Proof Vest	0	0.0%	1	-1	-100%
Discharge - Public	2	4.9%	0	2	N/A
Import - Unlicensed	1	2.4%	0	1	N/A
Import - Unlicensed Ammunition	0	0.0%	0	0	N/A
Possession - Ammunition	8	19.5%	9	-1	-11%
Possession - Commit Offence	1	2.4%	1	0	0%
Possession - Imitation	3	7.3%	3	0	0%
Possession - Unlicensed	23	56.1%	20	3	15%
Unlawful Use	3	7.3%	3	0	0%
<b>Firearms Offences Total</b>	<b>41</b>	<b>1.0%</b>	<b>37</b>	<b>4</b>	<b>11%</b>
Crime Category	2023	2023 % of TRC	2022	Yearly Variance	Yearly % Variance
Consumption - Cocaine	3	2.0%	3	0	0%
Consumption - Ganja	16	10.7%	19	-3	-16%
Consumption - Other	3	2.0%	2	1	50%
Importation - Ganja	2	1.3%	3	-1	N/A
Import/Export Drugs	0	0.0%	1	-1	-100%
Possession - Cocaine	13	8.7%	5	8	160%
Possession - Ganja	73	48.7%	83	-10	-12%
Possession - Other	9	6.0%	8	1	13%
Possession Utensils - Cocaine	13	8.7%	7	6	86%
Possession Utensils - Ganja	1	0.7%	2	-1	-50%
Supply - Cocaine	1	0.7%	4	-3	-75%
Supply - Ganja	15	10.0%	18	-3	-17%
Failure to Provide/Driving	1	0.7%	0	1	N/A
<b>Drug Crime Total</b>	<b>150</b>	<b>3.8%</b>	<b>155</b>	<b>-5</b>	<b>-3%</b>
Crime Category	2023	2023 % of TRC	2022	Yearly Variance	Yearly % Variance
Burglary	163	11.1%	151	12	8%
Aggravated Burglary	4	0.3%	3	1	33%
Attempt Burglary	17	1.2%	18	-1	-6%
Criminal Trespass	156	10.6%	151	5	3%
Robbery	46	3.1%	44	2	5%
Attempt Robbery	11	0.7%	5	6	120%
Theft (All)	1072	73.0%	850	222	26%
<b>Acquisitive Crime (AC) Total</b>	<b>1469</b>	<b>37.1%</b>	<b>1222</b>	<b>247</b>	<b>20%</b>

Crime Category	2023	2023 % of TRC	2022	Yearly Variance	Yearly % Variance
Affray	3	0.4%	4	-1	-25%
Breach of The Peace	0	0.0%	1	-1	-100%
Causing Fear or Provocation of Violence	340	43.5%	339	1	0%
Common Nuisance	1	0.1%	1	0	0%
Disorderly Conduct	24	3.1%	25	-1	-4%
Disorderly Conduct at Licensed Premises	4	0.5%	15	-11	-73%
Disorderly Conduct at Police Station	4	0.5%	7	-3	-43%
Dog Dangerously Out of Control	4	0.5%	8	-4	-50%
Drunk and Disorderly Persons	9	1.2%	11	-2	-18%
Harassment Alarm or Distress	139	17.8%	144	-5	-3%
Idle and Disorderly Person	1	0.1%	0	1	N/A
Insulting the Modesty of a Woman	50	6.4%	49	1	2%
Intentional Harassment	7	0.9%	17	-10	-59%
Obstructing Police	0	0.0%	2	-2	-100%
Resisting Arrest	10	1.3%	3	7	233%
Supply Drug/Procure Abortion	0	0.0%	1	-1	-100%
Threat of Injury to Person Employed In Public Service	1	0.1%	1	0	0%
Threat to Cause Serious Harm	65	8.3%	79	-14	-18%
Threat to Kill	97	12.4%	90	7	8%
Threaten to Damage or Damage Property	22	2.8%	25	-3	-12%
Public Order Total	781	19.7%	822	-41	-5%
Crime Category	2023	2023 % of TRC	2022	Yearly Variance	Yearly % Variance
Arson	15	2.3%	6	9	150%
Property Damage	308	47.0%	331	-23	-7%
Child Neglect & Cruelty	22	3.4%	34	-12	-35%
Fraud (Defraud, Money Laundering & Forgery)	10	1.5%	26	-16	-62%
ICT Offence - Harass, Annoy, Threatened to Defraud	80	12.2%	128	-48	-38%
Marine	11	1.7%	5	6	120%
Weapon - Other (Possession Etc.)	21	3.2%	22	-1	-5%
All Other	188	28.7%	175	13	7%
Other Offences Total	655	16.6%	727	-72	-10%

## Crimes by Category and District

### Violence Against the Person:

District	Grand Cayman					Sister Islands		Other	Cayman Islands
	BT	EE	GT	NS	WB	CB	LC		
2023	135	22	373	41	172	23	0	4	770
2022	153	35	362	29	159	24	0	0	762
Yearly Variance	-18	-13	11	12	13	-1	0	4	8

### Sexual Offences:

District	Grand Cayman					Sister Islands		Other	Cayman Islands
	BT	EE	GT	NS	WB	CB	LC		
2023	13	4	41	4	17	2	0	8	89
2022	11	1	43	4	15	1	0	5	80
Yearly Variance	2	3	-2	0	2	1	0	3	9

### Firearms:

District	Grand Cayman					Sister Islands		Other	Cayman Islands
	BT	EE	GT	NS	WB	CB	LC		
2023	7	1	24	2	5	1	0	1	41
2022	8	4	18	2	5	0	0	0	37
Yearly Variance	-1	-3	6	0	0	1	0	1	4

### Drugs:

District	Grand Cayman					Sister Islands		Other	Cayman Islands
	BT	EE	GT	NS	WB	CB	LC		
2023	42	3	58	8	32	6	0	1	150
2022	42	5	50	11	31	11	0	5	155
Yearly Variance	0	-2	8	-3	1	-5	0	-4	-5

**Acquisitive Crime:**

District	Grand Cayman					Sister Islands		Other	Cayman Islands
	BT	EE	GT	NS	WB	CB	LC		
2023	208	40	866	33	244	54	0	24	1469
2022	167	34	690	37	227	45	2	20	1222
Yearly Variance	41	6	176	-4	17	9	-2	4	247

**Public Order:**

District	Grand Cayman					Sister Islands		Other	Cayman Islands
	BT	EE	GT	NS	WB	CB	LC		
2023	143	29	340	29	192	37	1	10	781
2022	168	28	377	31	174	24	1	19	822
Yearly Variance	-25	1	-37	-2	18	13	0	-9	-41

**Other Crime:**

District	Grand Cayman					Sister Islands		Other	Cayman Islands
	BT	EE	GT	NS	WB	CB	LC		
2023	133	32	276	21	142	24	2	25	655
2022	134	20	334	19	143	42	0	35	727
Yearly Variance	-1	12	-58	2	-1	-18	2	-10	-72

**Vulnerable Persons – Domestic Violence:**

District	Grand Cayman					Sister Islands		Other	Cayman Islands
	BT	EE	GT	NS	WB	CB	LC		
2023	447	70	786	97	503	53	1	44	2001
2022	425	63	692	51	398	55	0	56	1740
Yearly Variance	22	7	94	46	105	-2	1	-12	261

Vulnerable Persons – Child Referrals:

District	Grand Cayman					Sister Islands		Other	Cayman Islands
	BT	EE	GT	NS	WB	CB	LC		
2023	623	74	536	70	437	48	0	11	1799
2022	424	67	472	101	241	71	0	55	1431
Yearly Variance	199	7	64	-31	196	-23	0	-44	368